

Design and Synthesis of Imidazopyrimidine Derivatives as Potent iNOS Dimerization Inhibitors

Guo-Hua Chu^{*,a}, Bertrand Le Bourdonnec^a, Minghua Gu^a, Christopher W. Ajello^a, Lara K. Leister^a, Ian Sellitto^a, Joel A. Cassel^b, Paul A. Tuthill^a, Heather O'Hare^a, Robert N. DeHaven^b and Roland E. Dolle^a

Department of^aChemistry and^bPharmacology, Adolor Corporation, 700 Pennsylvania Drive, Exton, PA 19341, USA

Abstract: A series of imidazopyrimidine derivatives with the general formula **I** was synthesized and identified as potent inhibitors of iNOS dimer formation, a prerequisite for proper functioning of the enzyme. Stille and Negishi coupling reactions were used as key steps to form the carbon-carbon bond connecting the imidazopyrimidine core to the central cycloalkenyl, cycloalkyl and phenyl ring templates.

Nitric oxide (NO) is involved in many physiological processes, such as maintaining vascular tone and homeostasis, mediating neurotransmission, regulating gastrointestinal motility, and enacting host defense in the immune system [1-3]. In mammals, nitric oxide (NO) is synthesized from L-arginine by a family of NO synthases (NOS). Of the three characterized NOS isoforms, the neuronal NOS (nNOS) and endothelial NOS (eNOS) are constitutively expressed, and under normal physiological conditions, generate low levels of NO in response to increases in intracellular calcium levels. The third NOS isoform, the inducible NOS (iNOS), is calcium-independent, not usually expressed under physiological conditions, and is induced by endotoxin and/or cytokines, such as lipopolysaccharide (LPS), interleukin-1 β (IL-1 β), tumor necrosis factor α (TNF- α) and interferon- γ (IFN γ). Once induced, iNOS produces high and sustained levels of NO. The overexpression of iNOS, and the resulting excessive production of NO which results in cellular cytotoxicity and tissue damage, has been implicated in the pathogenesis of a number of inflammatory diseases, such as rheumatoid arthritis, osteoarthritis, inflammatory bowel disease, multiple sclerosis and asthma [3-8]. Therefore, iNOS inhibitors may find utility for the treatment of these diseases. Because of the importance of the constitutive forms in normal physiology, high selectivity for iNOS is advantageous to avoid blocking the basic homeostatic functions of the eNOS and nNOS isoforms. The three NOS isoforms differ in their location and function, but are similar in that they are only active in the dimeric form [9-11]. Preventing the dimerization of inactive NOS monomers into active homodimers has emerged as a novel pharmacological strategy to develop isoform-selective NOS inhibitors. Highly potent and selective imidazopyrimidine-based iNOS dimerization inhibitors, exemplified by compounds **1** and **2** (Fig. 1), were discovered recently.

These compounds significantly decreased levels of NO production [10, 11]. Based on the crystal structure of **2** bound to murine iNOS monomeric oxygenase domain (iNOS Δ 114) [12-14], the imidazole group binds to the heme, while the benzodioxolane group fits closely between residues in the iNOS monomer active site and the pyrimidine ring, resulting in a U-shaped conformation of the molecule in its active site. This prevents Glu377 of helix 7A from occupying the position that leads to dimer formation. Based on this binding mode, new inhibitors using alternative linkers such as hydroxyethylamine, hydroxypiperidine, hydroxypyrimidine, etc, to connect the benzodioxolane and imidazole moieties have been reported [12-14]. As part of our research program on new chemical classes of iNOS inhibitors, we designed and synthesized a series of imidazopyrimidine derivatives with the general formula **I** (Fig. 1) as isosteric analogs of **1** and **2**. In the structure of these compounds, the central piperazine and pyrrolidine heterocycle templates in **1** [10, 11] and **2** [11] were replaced with cycloalkenyl, cycloalkyl and phenyl rings. Some of these new agents were potent iNOS dimerization inhibitors in cell-based iNOS assays.

In compounds **1** and **2**, the piperazine and pyrrolidine heterocycles are connected to the pyrimidine ring *via* a carbon-nitrogen (C-N) bond which can be easily formed by a simple nucleophilic substitution reaction [14]. In our proposed target molecules, the pyrimidine ring is linked to a cycloalkenyl, cycloalkyl or phenyl ring *via* a carbon-carbon (C-C) bond, which was expected to be established through palladium-catalyzed coupling reactions. The synthesis of the target molecules **3-9** is outlined in Scheme 1. We first attempted to prepare these compounds using the palladium-catalyzed Suzuki coupling as the key step. Condensation of the commercially available 2,4-dichloro-6-methylpyrimidine (**17**) with imidazole in acetone in the presence of potassium carbonate gave a mixture of regioisomers **18** and **19** easily separated by column chromatography [14]. The enol triflates **21a,b** were prepared from the corresponding ketoesters

*Address correspondence to this author at the Department of Chemistry, Adolor Corporation, 700 Pennsylvania Drive, Exton, PA 19341, USA; Tel: 484-595-1024; Fax: 484-595-1513; E-mail: chuguo@hotmail.com

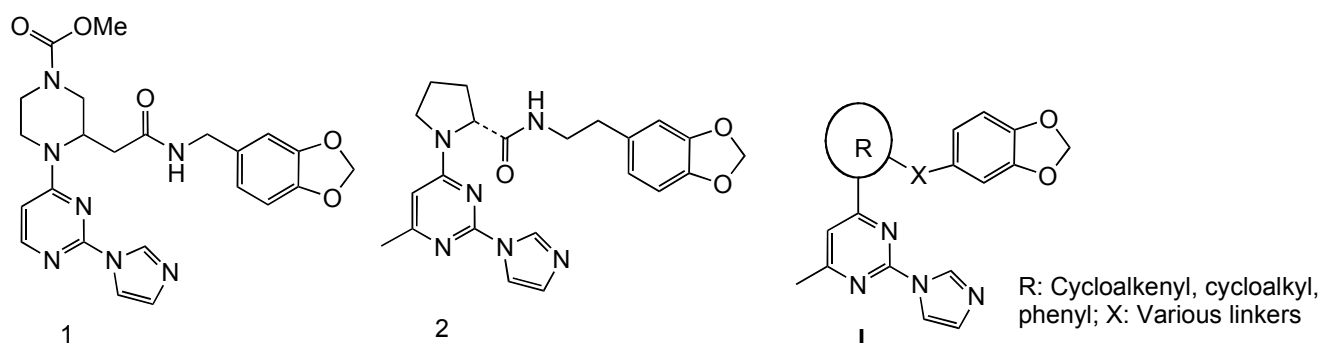
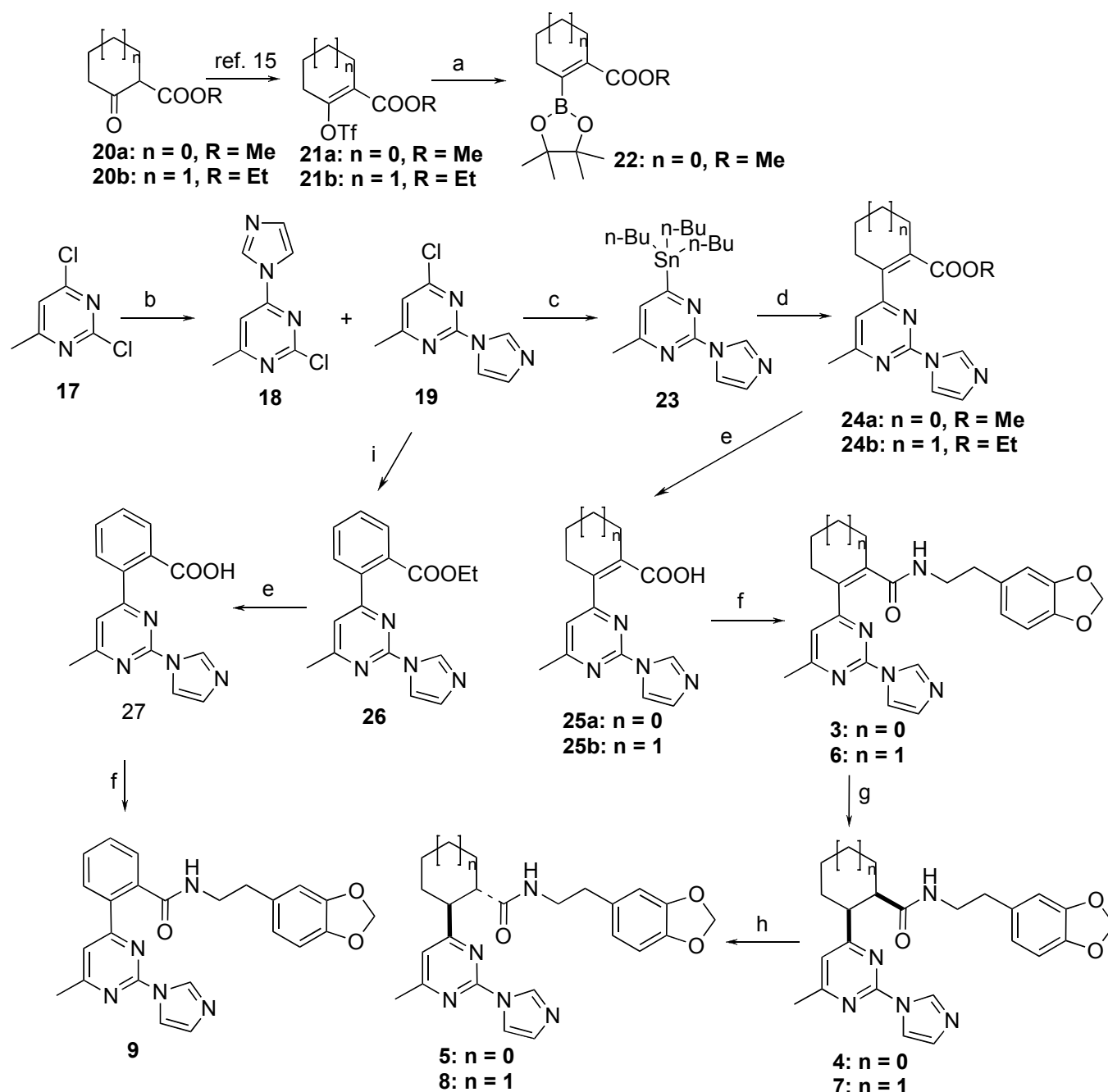


Fig. (1).

20a,b as reported previously [15]. Palladium catalyzed reaction of the enol triflate **21a** with bis(pinacolato)diboron [16] was incomplete after 24 hours at 50 °C, and furthermore, the desired boron derivative **22** could not be separated from the bis(pinacolato)diboron by column chromatography. Prolonging the reaction time resulted in a mixture of **22** and the dimer resulting from the coupling of **22** with the triflate **21a**. The inseparable mixture **22**/bis(pinacolato)diboron was then reacted with the chloropyrimidine derivative **19** under Suzuki coupling conditions. Unfortunately, the reaction produced a complex mixture, failing to yield the desired coupling product. An alternative route for the preparation of **24a** was then designed. This involved first converting **19** to the corresponding pinacolboron intermediate, and then coupling it with the triflates **21a** under Suzuki coupling conditions. However, condensation of **19** with bis(pinacolato)diboron using the same reaction condition as for **22** was not successful with no reaction observed. With the failure of the Suzuki coupling approach, next we tried other alternatives. Palladium-catalyzed reductive coupling reaction of chloropyrimidine **19** with methyl 1-cyclopentene-1-carboxylate using the same reaction condition as described in a previous total synthesis of epibatidine [17], afforded the deschloro compound, i.e. 2-(*1H*-imidazol-1-yl)-4-methylpyrimidine, instead of the desired coupled product **24a**. Heck reaction of chloropyrimidine **19** with methyl 1-cyclopentene-1-carboxylate following Fu's modified method using Pd₂(dba)₃-P(*t*-Bu)₃ as catalyst [18] gave no reaction. Another alternative approach to secure the C-C bond connecting the cycloalkenyl moiety to the pyrimidine core is through the Stille coupling method. Treatment of **19** with bis(tributyltin) using Pd(Ph₃P)₂Cl₂ as catalyst in DMF furnished the desired tin compound **23** in 74% yield. Condensation of **23** with the enol triflate derivative **21a** under standard Stille coupling reaction condition using Pd(PPh₃)₄ as catalyst in the presence of LiCl in refluxing THF [19] gave no reaction. Changing the solvent from THF to dioxane did not result in any improvement. Coupling of **23** with the triflate **21a** also failed with Corey's modified coupling system using Pd(PPh₃)₄/CuCl/LiCl [20]. Finally we found that when the Stille coupling reaction of **23** with the triflate **21a** was carried out in DMF at 110 °C using Pd(PPh₃)₂Cl₂ as catalyst, the desired coupling product **24a** was successfully obtained, although in low yield (~ 10%). Replacing Pd(PPh₃)₂Cl₂ with dichlorobis(tri-*o*-tolylphosphine)palladium (II), i.e. Pd[(*o*-CH₃Ph)₃P]₂Cl₂, moderately improved the yield to 16%. To our delight, while using dichlorobis(acetonitrile)palladium (II), Pd(CH₃CN)₂Cl₂, which is not a commonly used

catalyst for Stille coupling, the coupling product **24a** was obtained in 38% isolated yield. This catalyst also worked efficiently for the coupling of the enol triflate **21b** with **23**, yielding **24b** in similar yield. The coupling system we describe here, 0.1 equiv Pd(CH₃CN)₂Cl₂ / 6 equiv LiCl / DMF, may have potential applications in other difficult cases of Stille coupling reactions. With the success of introducing the five-membered cyclopentenyl and the six-membered cyclohexenyl groups to the pyrimidine ring *via* C-C bond, the following conversion of **24a,b** to the target molecules was straightforward. Hydrolysis of the esters **24a,b** with lithium hydroxide afforded the carboxylic acids **25a,b**, which were coupled with 3,4-methylenedioxyphenethylamine using TBTU [*O*-(benzotriazol-1-yl)-*N,N,N',N'*-tetramethyluronium tetrafluoroborate] as coupling reagent to yield the target molecules **3** and **6**, respectively. Hydrogenation of **3** and **6** gave the double bond reduced *cis* analogs **4** and **7**, respectively. Compounds **4** and **7** were cleanly epimerized to the *trans* analogs **5** and **8** by treatment with DBU in refluxing benzene. The synthesis of the target compound **9** was also straightforward. The reaction of chloropyrimidine **19** with 2-ethoxycarbonylphenylzinc bromide in the presence of Pd(PPh₃)₄ under Negishi coupling condition afforded the coupled product **26** in 84% yield. The ester **26** was then converted to the target compound **9** in a similar manner as for the synthesis of **3** and **6** from **24a,b**.

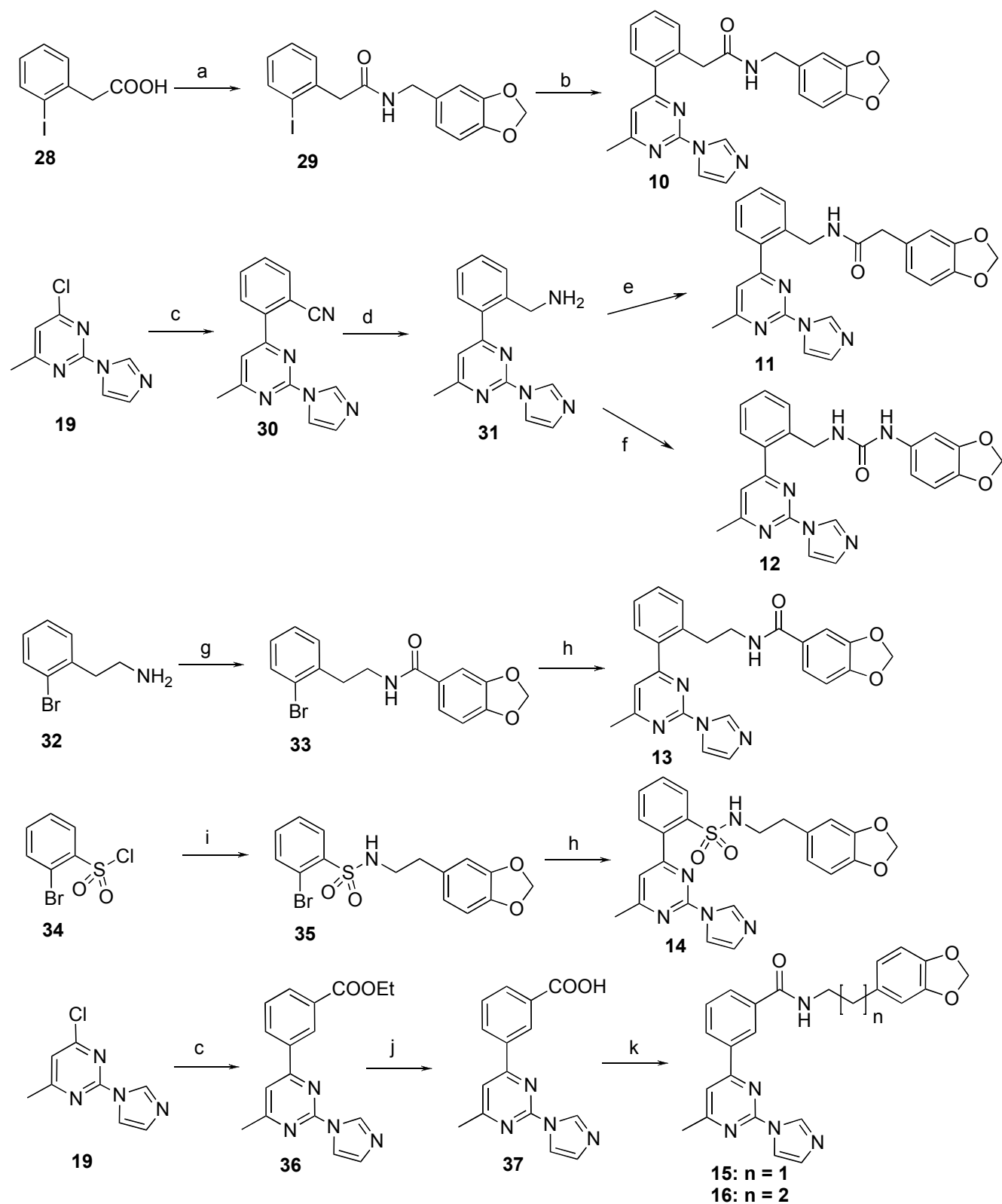
Next, we made various modifications on the molecule **9** at the tether linking the middle phenyl ring to the benzodioxolane group to further investigate the SAR of this new chemical series. The compounds **10-16** were prepared according to Scheme 2. 2-Iodophenylacetic acid (**28**) was condensed with piperonylamine using TBTU as coupling reagent to provide the amide **29**, which was then coupled with the organotin derivative **23** using Pd(CH₃CN)₂Cl₂ as catalyst under microwave conditions to yield **10**. Similar to the preparation of ester **26**, Negishi coupling of **19** with 2-cyanophenylzinc bromide furnished **30** in excellent yield. The cyano derivative **30** was then converted to the primary amine **31** by hydrogenation. Compound **31** was then converted to the amide **11** using the above-mentioned TBTU coupling method, and converted to the urea analog **12** by condensation with 3,4-(methylenedioxy)phenyl isocyanate. Stille coupling of bromide **33** and **35** with **23** using the same reaction condition as for **24a,b** yielded amide **13**, and sulfonamide **14**, respectively. Compounds **15** and **16** were prepared according to the same reaction conditions described above for the synthesis of **9**.



Scheme 1. Reagents and conditions: a) bis(pinacolato)diboron, K_2CO_3 , $\text{Pd}(\text{PPh}_3)_2\text{Cl}_2$, PPh_3 , dioxane, 50°C ; b) imidazole, K_2CO_3 , acetone, rt, 37% for **19**; c) bis(tributyltin), $\text{Pd}(\text{PPh}_3)_2\text{Cl}_2$, DMF, 95°C , 24 h, 74%; d) **21a, b**, $\text{Pd}(\text{CH}_3\text{CN})_2\text{Cl}_2$, LiCl, DMF, 105°C , 72 h, 38% for **24a**, 36% for **24b**; e) LiOH, MeOH-THF- H_2O , rt, 18 h, 92% for **25a**, 88% for **25b**, 84% for **27**; f) 3,4-methylenedioxyphenethylamine, TBTU, $i\text{Pr}_2\text{NEt}$, CH_3CN , rt, 48 h, 88% for **3**, 92% for **6**, 70% for **9**; g) H_2 (1 atm), Pd/C, rt, 72 h, > 90%; h) DBU, PhH, reflux, 48 h, 90%; i) 2-ethoxycarbonyl-phenylzinc bromide, $\text{Pd}(\text{PPh}_3)_4$, THF, 50°C , 48 h, 87%.

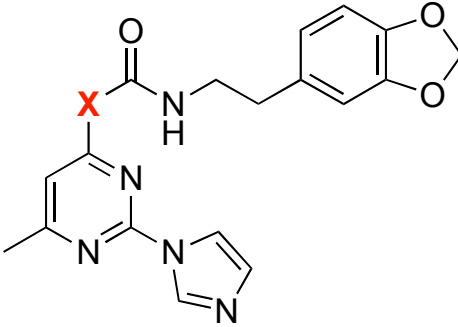
The imidazopyrimidines **3-16** were evaluated for their abilities to inhibit cytokine-mediated induction of iNOS activity in DLD-1 cells (Tables 1 and 2). The initial strategy consisted of replacing the central pyrrolidine group of **2** with a cyclopentene moiety. This modification led to a 10-fold decrease in the iNOS potency. Hydrogenation of the double bond functionality of **3** provided compound **4**, which displayed similar iNOS potency than its unsaturated analog. The *cis* and *trans* relative stereochemistry at the cyclopentyl

scaffold did not significantly influence the activity, the iNOS potency of the the *cis* and *trans* isomers **4** and **5** was within a factor of 2. Extending the cyclopentene group of **3** to a cyclohexene moiety led to a 2-fold increase in the iNOS potency. However, the *cis* and *trans* saturated analogs of **6**, i.e. compounds **7** and **8** respectively, were more than 10-fold less potent than **6**. Replacement of the cyclohexenyl group of **6** with a phenyl ring was well tolerated. The phenylpyrimidine derivative **9** had comparable iNOS inhibitory activity as



Scheme 2. Reagents and conditions: a) piperonylamine, TBTU, *i*Pr₂NEt, CH₃CN, rt, 24 h, 98%; b) **23**, Pd(CH₃CN)₂Cl₂, LiCl, Et₃N, DMF, 180 °C, microwave, 1 h, 38%; c) 2-cyanophenylzinc bromide or 3-ethoxycarbonylphenylzinc iodide, Pd(PPh₃)₄, THF, 50 °C, 48 h, 94% for **30**, 49% for **36**; d) H₂ (1 atm), Pd/C, MeOH, HCl, rt, 48 h, 85%; e) 3,4-(methylenedioxy)phenylacetic acid, TBTU, *i*Pr₂NEt, CH₃CN, rt, 24 h, 93%; f) 3,4-(methylenedioxy)phenyl isocyanate, Et₃N, DCM, rt, 2 h, 91%; g) piperonyloyl chloride, Et₃N, DCM, rt, 2 h, 100%; h) **23**, Pd(CH₃CN)₂Cl₂, LiCl, DMF, 105 °C, 72 h, 4% for **13**, 10% for **14**; i) 3,4-methylenedioxyphenethylamine, Et₃N, DCM, rt, 1 h, 100%; j) LiOH, MeOH-THF-H₂O, rt, 24 h, 86%; k) 3,4-methylenedioxyphenethylamine or 3-benzo[1,3]dioxol-5-yl-propylamine, TBTU, *i*Pr₂NEt, CH₃CN, rt, 48 h, 83% for **15**, 20% for **16**.

Table 1. iNOS Inhibitory Activity of Compounds 1-9



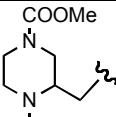
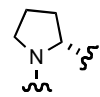
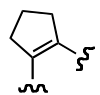
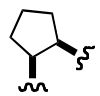
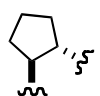
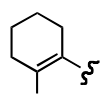
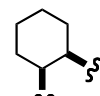
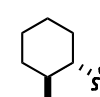
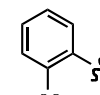
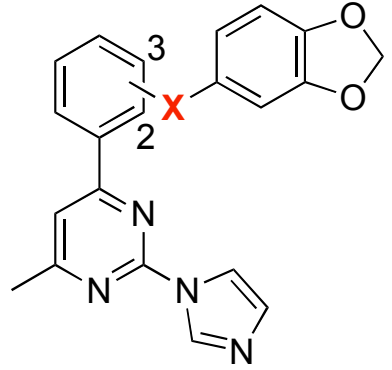
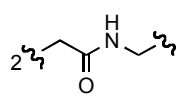
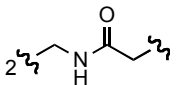
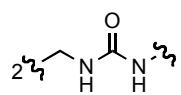
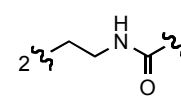
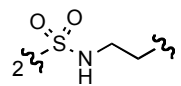
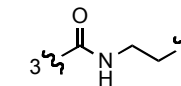
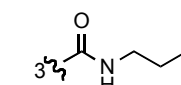
compd	X	iNOS cellular assay IC ₅₀ (nM)
1		8.8
2		2.4
3		29
4		32
5		61
6		12
7		140
8		220
9		19

Table 2. iNOS Inhibitory Activity of Compounds 10-16



compd	X	iNOS cellular assay IC ₅₀ (nM)
10		510
11		110
12		710
13		2700
14		2000
15		5600
16		7000

its cyclohexenyl analog (**6**: IC₅₀ = 12 nM; **9**: IC₅₀ = 19 nM). In order to explore the size of the pocket in which the benzodioxolane group of **9** interacts, we prepared various analogs of **9** in which the benzodioxolane moiety is connected to the 2-(1*H*-imidazol-1-yl)-4-methyl-6-phenylpyrimidine template by various linkers. As indicated in Table 2, replacement of the carbonylaminoethyl linker (CONHCH₂CH₂) of **9** with various chains containing either amido (compounds **10**, **11**, **13**) or urea (compound **12**) functionalities led to a significant decrease in the iNOS potency. Similarly, replacing the carboxamide functionality of **9** by a sulfonamide group (compound **14**) led to a 100-fold decrease in the iNOS potency. Furthermore, changing the *ortho*-substitution pattern of the central phenyl ring in **9** to the *meta*-substitution pattern as in **15** led to a dramatic loss of potency. Taken together, these data indicate that the structure and the connection pattern of the tether linking the central phenyl ring of the 2-(1*H*-imidazol-1-yl)-4-methyl-6-phenylpyrimidine to the benzodioxolane group had a significant influence on the iNOS potency. The four atom amide tether, CONHCH₂CH₂, connecting to the central phenyl ring with an *ortho*-substitution pattern was the most preferred for optimal iNOS inhibitory activity. Modifications on this linker were generally detrimental to the potency.

In summary, a series of imidazopyrimidine derivatives **3-16** was synthesized and evaluated to inhibit cytokine-mediated induction of iNOS activity in DLD-1 cells. Stille coupling and Negishi coupling reactions were used as key steps to form the C-C bond connection between the pyrimidine and the central cycloalkenyl, cycloalkyl and phenyl rings. Some of these agents are potent inhibitors of iNOS dimer formation, a prerequisite for proper functioning of the enzyme in cell-based iNOS assays. Among these, compounds **6** and **9**, which contain six-membered cyclohexenyl and phenyl rings as central templates, are the most potent inhibitors in the new chemical series, displaying IC₅₀ values of 12 and 19 nM, respectively. These compounds may serve as good leads for further analog design, and the synthetic methods can provide a general approach to the preparation of such compounds.

REFERENCES

- [1] Moncada, S.; Higgs, A. The L-arginine-nitric oxide pathway. *N. Eng. J. Med.*, **1993**, *329*, 2002-2012.
- [2] Esplugues, J.V. NO as a signalling molecule in the nervous system. *Br. J. Pharmacol.*, **2002**, *135*, 1079-1095.
- [3] Cuzzocrea, S. Effect of inhibitors of nitric oxide in animal models and future directions for therapy in inflammatory disorders. *Curr. Med. Chem. Anti-Inflamm. Anti-Allergy Agents*, **2004**, *3*, 261-270.
- [4] Boughton-Smith, N.K.; Tinker, A.C. Inhibitors of nitric oxide synthase in inflammatory arthritis. *IDrugs*, **1998**, *1*, 321-333.
- [5] Cheshire, D.R. Use of nitric oxide synthase inhibitors for the treatment of inflammatory disease and pain. *IDrugs*, **2001**, *4*, 795-803.
- [6] Salerno, L.; Sorrenti, V.; Di Giacomo, C.; Romeo, G.; Siracusa, M.A. Progress in the development of selective Nitric oxide synthase (NOS) inhibitors. *Curr. Pharm. Des.*, **2002**, *8*, 177-200.
- [7] Connolly, S.; Aberg, A.; Arvai, A.; Beato, H.G.; Cheshire, D.R.; Cook, A.R.; Cooper, S.; Cox, D.; Hamley, P.; Mallinder, P.; Millichip, I.; Nicholls, D.J.; Rosenfeld, R.J.; St-Gallay, S.A.; Tainer, J.; Tinker, A.C.; Wallace, A.V. 2-Aminopyridines as highly selective inducible nitric oxide synthase inhibitors. Differential binding modes dependent on nitrogen substitution. *J. Med. Chem.*, **2004**, *47*, 3320-3323.
- [8] Manning, P.T.; Thompson, J.M.; Currie, M.G. Selective iNOS inhibitors. In *New Drugs for Asthma, Allergy and COPD. Prog. Respir. Res.*, Hansel, T.T.; Barnes, P.J., Eds.; Karger: Basel, **2001**, *31*, 156-159.
- [9] Alderton, W.K.; Cooper, C.E.; Knowles, R.G. Nitric oxide synthases: structure, function and inhibition. *Biochem. J.*, **2001**, *357*, 593-615.
- [10] McMillan, K.; Adlery, M.; Auld, D.S.; Baldwin, J.J.; Blasko, E.; Browne, L.J.; Chelsky, D.; Davey, D.; Dolle, R.E.; Eagen, K.A.; Erickson, S.; Feldman, R.I.; Glaser, C.B.; Mallari, C.; Morrissey, M.M.; Ohlmeyer, M.H.J.; Pan, G.; Parkinson, J.F.; Phillips, G.B.; Polokoff, M.A.; Sigal, N.H.; Vergona, R.; Whitlow, M.; Young, T.A.; Devlin, J.J. Allosteric inhibitors of inducible nitric oxide synthase dimerization discovered via combinatorial chemistry. *Proc. Natl. Acad. Sci. USA*, **2000**, *97*, 1506-1511.
- [11] Blasko, E.; Glaser, C.B.; Devlin, J.J.; Xia, W.; Feldman, R.I.; Polokoff, M.A.; Phillips, G.B.; Whitlow, M.; Auld, D.S.; McMillan, K.; Ghosh, S.; Stuehr, D.J.; Parkinson, J.F. Mechanistic studies with potent and selective inducible nitric-oxide synthase dimerization inhibitors. *J. Biol. Chem.*, **2002**, *277*, 295-302.
- [12] Wei, R.G.; Adler, M.; Davey, D.; Ho, E.; Mohan, R.; Polokoff, M.; Tseng, J.-L.; Whitlow, M.; Xu, W.; Yuan, S.; Phillips, G. 1-(1,3-Benzodioxol-5-ylmethyl)-3-[4-(1*H*-imidazol-1-yl)phenoxy]-piperidine analogs as potent and selective inhibitors of nitric oxide formation. *Bioorg. Med. Chem. Lett.*, **2007**, *17*, 2499-2504.
- [13] Whitlow, M.; Adler, M.; Davey, D.; Huang, Q.; Koovakkat, S.; Parkinson, J.F.; Pham, E.; Polokoff, M.; Xu, W.; Yuan, S.; Phillips, G. The rational design of inhibitors of nitric oxide formation by inducible nitric oxide synthase. *Bioorg. Med. Chem. Lett.*, **2007**, *17*, 2505-2508.
- [14] Davey, D.D.; Adler, M.; Arnaiz, D.; Eagen, K.; Erickson, S.; Guilford, W.; Kenrick, M.; Morrissey, M.M.; Ohlmeyer, M.; Pan, G.; Paradkar, V.M.; Parkinson, J.; Polokoff, M.; Saionz, K.; Santos, C.; Subramanyam, B.; Vergona, R.; Wei, R.G.; Whitlow, M.; Ye, B.; Zhao, Z.; Devlin, J.J.; Phillips, G. Design, synthesis, and activity of 2-imidazol-1-ylpyrimidine derived inducible nitric oxide synthase dimerization inhibitors. *J. Med. Chem.*, **2007**, *50*, 1146-1157.
- [15] Crisp, G.T.; Meyer, A.G. Palladium-catalyzed, carbonylative, intramolecular coupling of hydroxyvinyl triflates. Synthesis of substituted α,β -butenolides. *J. Org. Chem.*, **1992**, *57*, 6972-6975.
- [16] Takagi, J.; Kamon, A.; Ishiyama, T.; Miyaura, N. Synthesis of β -boryl- α,β -unsaturated carbonyl compounds via palladium-catalyzed cross-coupling reaction of bis(pinacolato)diboron with vinyl triflates. *Synlett*, **2002**, 1880-1882.
- [17] Bai, D.; Xu, R.; Chu, G.; Zhu, X. Synthesis of (\pm)-epibatidine and its analogs. *J. Org. Chem.*, **1996**, *61*, 4600-4606.
- [18] Little, A.F.; Fu, G.C. Heck reactions in the presence of P(*t*-Bu)₃: Expanded scope and milder reaction conditions for the coupling of aryl chlorides. *J. Org. Chem.*, **1999**, *64*, 10-11.
- [19] Scott, W.J.; Crisp, G.T.; Stille, J.K. Palladium-catalyzed coupling of vinyl triflates with organostannanes. A short synthesis of pleraplysin-1. *J. Am. Chem. Soc.*, **1984**, *106*, 4630-4632.
- [20] Han, X.; Stoltz, B.M.; Corey, E.J. Cuprous chloride accelerated Stille reactions. A general and effective coupling system for sterically congested substrates and for enantioselective synthesis. *J. Am. Chem. Soc.*, **1999**, *121*, 7600-7605.